

# HANDS-ON WORKSHOP IN VASCULAR ULTRASOUND

Bellvitge University Hospital, BARCELONA (Spain)  
3- 5 May 2023

**esvs**  
Academy



# HANDS-ON WORKSHOP IN VASCULAR ULTRASOUND

Bellvitge University Hospital, Barcelona (Spain)

3 - 5 May 2023

## KEY BENEFITS

---

- ✓ It provides a thorough grounding in the clinical skills to work in vascular ultrasound.
- ✓ It's a first step on the pathway to prepare you well for the CCVUS exam at the ESVS Annual Meeting in Belfast 2023.
- ✓ It offers online access to the pre-recorded theory lectures from 15 days before to start preparing for the practical sessions.
- ✓ Onsite classroom teaching is dedicated to reinforce essential aspects, clarify doubts, and, in selected topics, to perform and comment the exam live in the same room.
- ✓ 60% of onsite time is hands-on training under supervision (5 participants per tutor) with real patients with relevant disease and silicone models for US guided puncture.
- ✓ The course is designed for vascular surgery trainees, vascular nurses and technologists.

## E-LEARNING MODULE

---

The course has a hybrid format with online and onsite contents.

Fifteen days before the onsite course attendees will have access to the e-learning module that includes the recorded presentations of all the lectures of the course and introduces attendees to the basic knowledge of ultrasound. This allows them to prepare for onsite hands-on sessions.

The e-learning module includes:

- recordings of all theory lectures of the course.
- a quiz that helps to review basic concepts of US physics, the anatomy of commonly examined areas and most important diagnostic criteria.
- a forum open to questions from all participants.
- a survey about previous US experience that will help us to prepare the groups for the workshop.

This preparatory module is intended as a tool to save time onsite for hands-on practice. It will open 15 days before the course and close one month after it. Registered participants will receive access instructions before April 14<sup>th</sup>.

## REGISTRATION

---

The registration fee is €750 for ESVS members and €800 for non-members. It includes course materials, coffees, lunches and a networking dinner on 3<sup>rd</sup> May. Transport, accommodation and additional meals are not included.

## VENUE

---

The course will be held at the University Building and Vascular Laboratory of Hospital Universitari de Bellvitge, Barcelona (Spain). It will be in English.

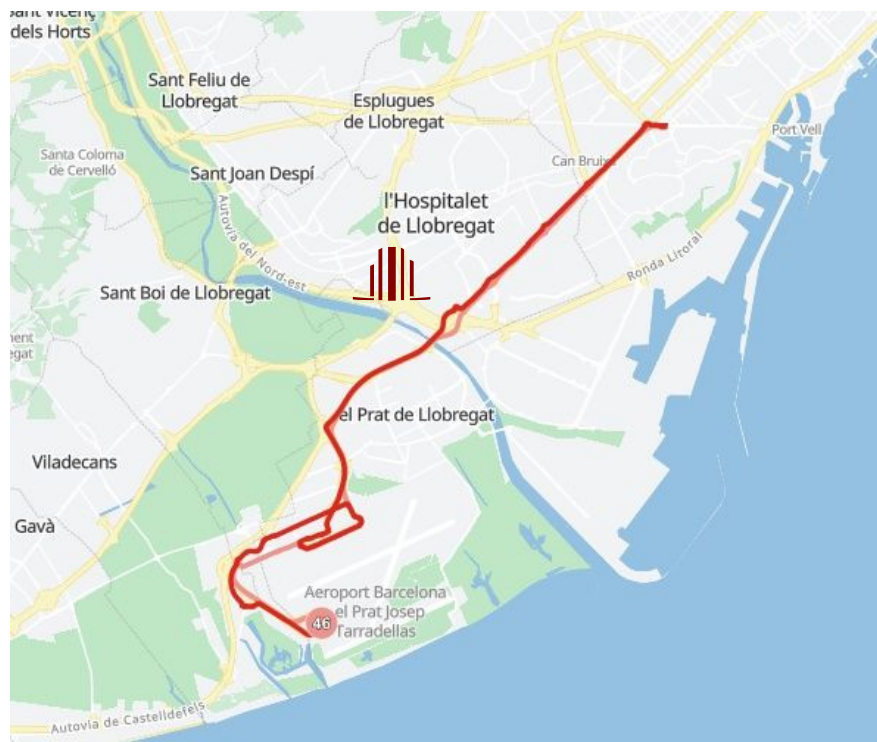
Bellvitge University Hospital is located between Barcelona city centre and the airport.


<https://bellvitgehospital.cat/index.php/en/where-we-are/access>

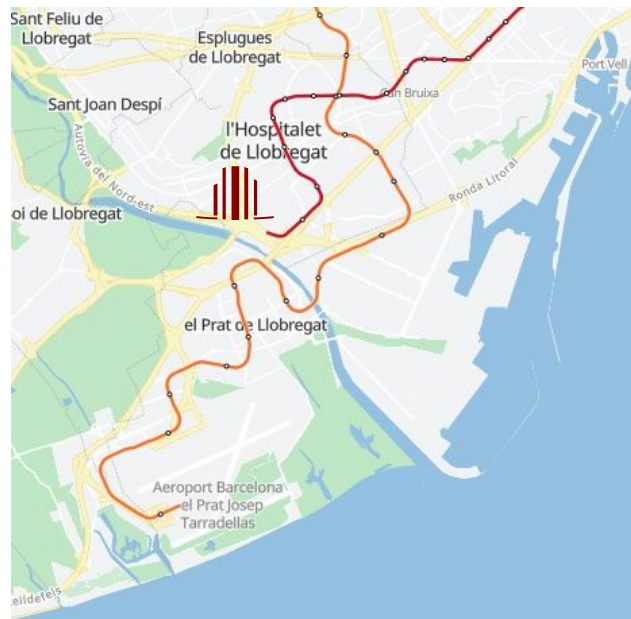
### Access from the airport :

With public transport you should take bus N° 46 form terminal 1, get off at “Gran Via-Hospital Princeps d’Espanya” stop and cross the highway using the subway pedestrian crossing. There is a bus every 20 minutes from 5:30AM till 12:00PM, bus journey takes approximately 10min. On arrival to the airport follow the signs to public bus stops below the arrival Hall of Terminal 1 or outside Terminal 2. Tickets can be bought directly on the bus. For more information you can check TMB web site :

<https://www.tmb.cat/en/barcelona/buses/-/lineabus/46>



From Terminal 1 or Terminal 2 you can also take the Metro (subway). You should follow the signs to Line 9 station  from the arrival Hall of both terminals and take any train to Zona Universitaria. You will have to switch to Line 1 at Torrassa Station and take a train towards Hospital de Bellvitge.



A taxi from terminal 1 to the Hospital will take 5 minutes and cost less than 25 €.

#### Access from Barcelona city centre:

Take the Metro Line 1. The last stop of this line is Hospital de Bellvitge. There is only one exit located inside the hospital premises. More info:

<https://www.tmb.cat/en/barcelona/metro/-/lineametro/L1>

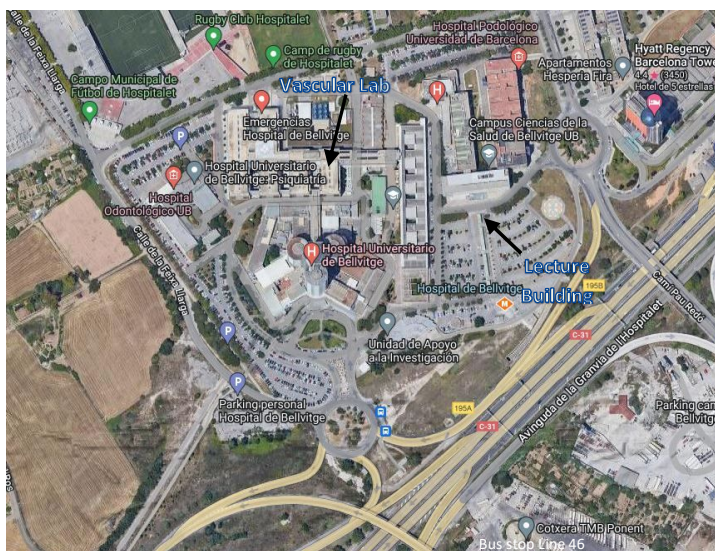
You could also take Bus Nº 46 on its way from España Sq. to the airport and get off at the Hospital.

#### Location of the course:

Registration and morning sessions of the course will take place at the Lecture building of the University of Barcelona Campus - Bellvitge. There will be signs at the entry of the building announcing the course and classroom.

Hands-on sessions will be held in the Vascular Lab (Module D, 1<sup>st</sup> floor) located at less than 200 m. from the university building.

<http://maps.google.es/maps?hl=es&ll=41.344719,2.106736&spn=0.005477,0.012392&t=m&z=17>



Lunches will be served at the University canteen, at the basement of the University Building.

## HOTEL ACCOMODATION

---

Barcelona has a big offer of hotels, although they are rather busy in May . We recommend to book as early as possible to get better rates. The most convenient and closest hotel to the Hospital is Hesperia Barcelona Fira Suites.

<https://www.hesperia.com/en/hoteles/spain/barcelona/hotel-hesperia-barcelona-fira-suites>

## COURSE DINNER

---

Depending on COVID-19 allowance, an informal dinner is planned on the first evening (Wednesday 3<sup>rd</sup> ) at a restaurant in the city center, near Las Ramblas. No transportation will be provided. Participants will have to reach the restaurant on their own.

## FACULTY

---

Convenors:	Ramon Vila MD. Head Vascular Surgery Dept. Hospital Universitari de Bellvitge
	Jonas Eiberg MD. PhD, Ass. Prof., Dept. Vasc Surg, Rigshospitalet, Copenhagen, Denmark
	F. Xavier Marti MD. PhD. Vascular Surgeon Hospital Universitari Bellvitge
Tutors:	Kim Bredahl MD, PhD. Vascular Surgeon Rigshospitalet, Copenhagen, Denmark
	Elena Iborra MD. PhD. Vascular Surgeon Hospital Universitari Bellvitge
	Carles Martinez Rico MD. Vascular Surgeon Hospital Universitari Bellvitge
	M. Ángeles Menéndez MD. Vascular Surgeon Hospital Central de Asturias (Oviedo)
	Begoña Gonzalo MD. Vascular Surgeon Hospital Universitari de Bellvitge
	Emma Espinar MD. Vascular Surgeon Hospital Universitari de Bellvitge
	Malka Huici MD. Vascular Surgeon Hospital Universitari de Bellvitge
BLM Tutor :	Gaspar Mestres MD. PhD. Vascular Surgeon Hospital Clínic (Barcelona)

## PROGRAMME

### ON-LINE BLENDED LEARNING MODULE

<b>Starts</b>	Monday 17 <sup>th</sup> April	<b>Ends</b>	Friday 9 <sup>th</sup> June
---------------	-------------------------------	-------------	-----------------------------

### ON-SITE & HANDS-ON COURSE

Time	Wednesday 3 May	Time	Thursday 4 May	Time	Friday 5 May
8:00	Registration & Welcome				
8:20	Introduction to the course R. Vila	8:10	Arterial physiology & hemodynamics R. Vila	8:10	Pedal acceleration time An alternative to ABI M. Huici
8:40	Principles & instruments of Doppler ultrasound J. Eiberg	8:30	Carotids & carotid stent E. Espinar	8:40	
9:10	US physics & artifacts X. Martí	8:50	AAA & aortoiliac mapping K. Brehdal		Miscellaneous <i>Diagnostic &amp; follow-up algorithms</i> <i>Minimum training requirements</i> <i>Choice of equipment</i> J. Eiberg
9:30	<i>Pause</i>	9:10	EVAR follow up E. Iborra		
9:50	Venous physiology & hemodynamics R. Vila	9:50	Infrainguinal mapping <small>Lower limb revasc. without angio</small> X. Martí	9:50	Debriefing
10:10	Varicose veins M.A. Menéndez	10:10	Lower limbs follow-up C. Martínez	10:20	
10:30	Deep venous thrombosis <i>Theory &amp; demo</i> M.A. Menéndez	10:30	AV fistula planning & follow-up <i>Theory &amp; demo</i> B. Gonzalo		Evaluation Multiple choice test Results of test
10:50	US guided puncture C. Martínez				
11:00	<i>Walk to Outpatient clinic &amp; coffee break</i>	11:00	<i>Walk to Outpatient clinic &amp; coffee break</i>	11:30	<i>Course ends</i>
11:30	Hands-on 1 <i>on course participants</i> Buttons, knobs, transducers & settings	11:30	Hands-on 4 Arterial <i>on patients</i>		
13:00	<i>Lunch</i>	13:00	<i>Lunch</i>		
14:30	<i>Walk to Outpatient clinic</i>	14:30	<i>Walk to Outpatient clinic</i>		
15:00	Hands-on 2 Venous <i>on patients</i>	15:00	Hands-on 5 Arterial <i>on patients</i>		
16:30	<i>Pause</i>	16:30	<i>Pause</i>		
17:00	Hands-on 3 Venous <i>on patients</i>	17:00	Hands-on 6 Arterial <i>on patients</i>		
18:30		18:30			
20:00	<i>Networking dinner</i>				